


## Ventec

Fig. 10



The Ventec (V) support panel consists of a welded tubular frame construction with a powder-coated, conductive surface. Steel panels can be perforated to heat or air-condition a room. Round holes (R) with various diameters and slots (L) with four or six rows make invisible ventilation possible with floor coverings suited for diffusing air.

### Range of application

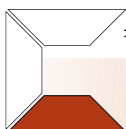
- Industrial and factory rooms
- Training and research rooms
- Office and designing areas

### Special features

- High degree of stability
- Very rigid panels
- Very thin panels
- Moisture-resistant
- Very strong
- Very high degree of conductivity

### Floor coverings

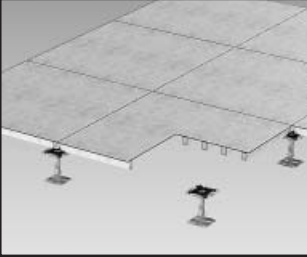
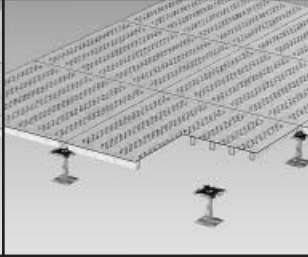

- Linoleum, PVC, rubber, Flex
- Tufting, woven textile fabric, needled felt



*Subject to change without notice.*

This document is the intellectual property of Amstorf-based Lindner Holding KGaA. It may neither be duplicated, exploited for profit, distributed for business purposes nor shown to any third parties without our approval.

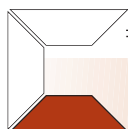
# Raised Flooring Ventec: System Specifications

System designation	Ventec	Ventec	Ventec
Type	M 38 V x H	M 38 L 15 x H	M 38 L 23 x H
Illustration			
Panel / Material	Welded tubular frame construction with powder-coated, conductive surface		
Dimensions	–	Perforation for ventilation Slots	
Thickness <sup>1)</sup>	–	600 x 600 mm	
Weight <sup>2)</sup>	–	38.5 mm	
Substructure with construction height > 500 mm	–	43 kg/m <sup>2</sup>	
Construction heights <sup>3)</sup>	–	Steel pedestals RO stringers	
Loading capacity rating	–	70 - 1250 mm	
Fireproofing Building-materials rating of the panel	–	see "STATICS" supplement	
Free air percentage	–	A (non-combustible)	
Suitability of covering	–	15 %	23 %
Electric conductivity <sup>4)</sup>	Textile coverings, elastic coverings, loosely laid tiles	Elastic coverings with perforation, textile coverings and loosely laid tiles with perforation or suitability for diffusing air	
		$\geq 5 \times 10^5 \Omega$	


- 1) Other panel thicknesses available on request  
2) With 150-mm finished floor height, without floor covering  
3) Special heights available on request  
4) The floor covering influences these values.

Subject to change without notice.

This document is the intellectual property of Amstorf-based Lindner Holding KGaA. It may neither be duplicated, exploited for profit, distributed for business purposes nor shown to any third parties without our approval.



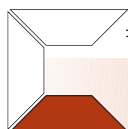
# Raised Flooring Ventec: System Specifications

System designation	Ventec	Ventec	Ventec
Type	S 36 R 15 x M	S 36 R 24 x M	S 36 R 38 x M
Illustration			
Panel / Material	Welded tubular frame construction with powder-coated, conductive surface Perforation for ventilation Round holes		
Dimensions	600 x 600 mm		
Thickness <sup>1)</sup>	36 mm		
Weight <sup>2)</sup>	43 kg/m <sup>2</sup>		
Substructure with construction height > 500 mm	Steel pedestals RO stringers		
Construction heights <sup>3)</sup>	70 - 1250 mm		
Loading capacity rating	see "STATICS" supplement		
Fireproofing Building-materials rating of the panel	A (non-combustible)		
Free air percentage	15 %	24 %	38 %
Suitability of covering	Elastic coverings with perforation, textile coverings and loosely laid tiles with perforation or suitability for diffusing air		
Electric conductivity <sup>4)</sup>	$\geq 5 \times 10^5 \Omega$		

- 1) Other panel thicknesses available on request  
 2) With 150-mm finished floor height, without floor covering  
 3) Special heights available on request  
 4) The floor covering influences these values.

*Subject to change without notice.*

This document is the intellectual property of Amstorf-based Lindner Holding KGaA. It may neither be duplicated, exploited for profit, distributed for business purposes nor shown to any third parties without our approval.



# Raised Flooring Ventec: System Specifications

Fig. 11 The Ventec M 38 L 15 with perforation




Fig. 12 The Ventec M 38 L 15 *without* floor covering

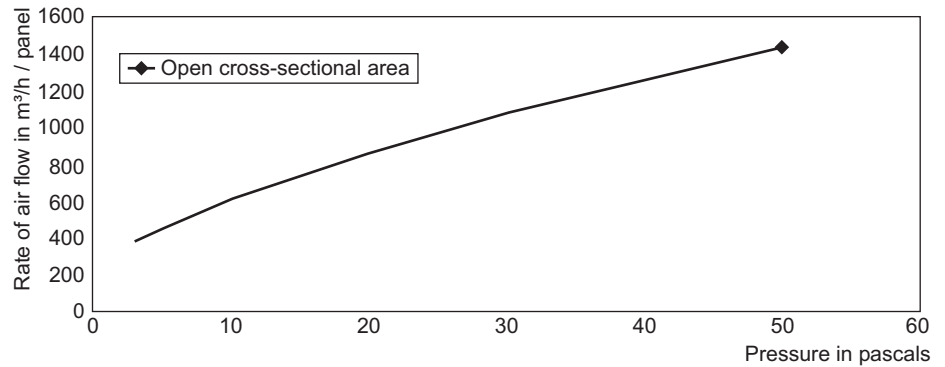


Fig. 13 The Ventec M 38 L 15 *with* floor covering

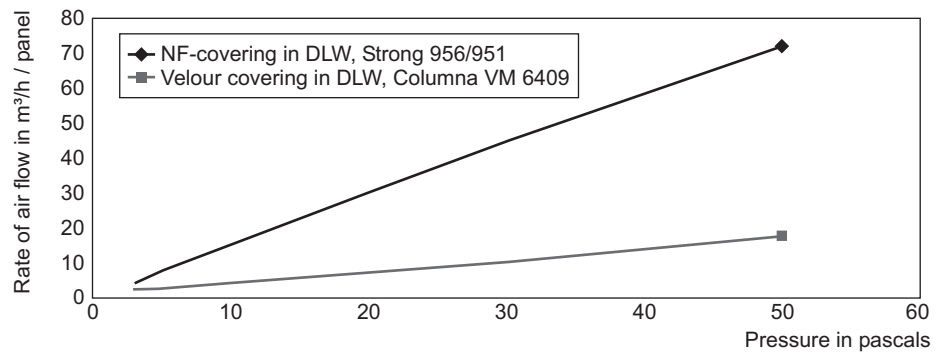


Fig. 14 The Ventec M 38 L 23 with perforation




Fig. 15 The Ventec M 38 L 23 *without* floor covering

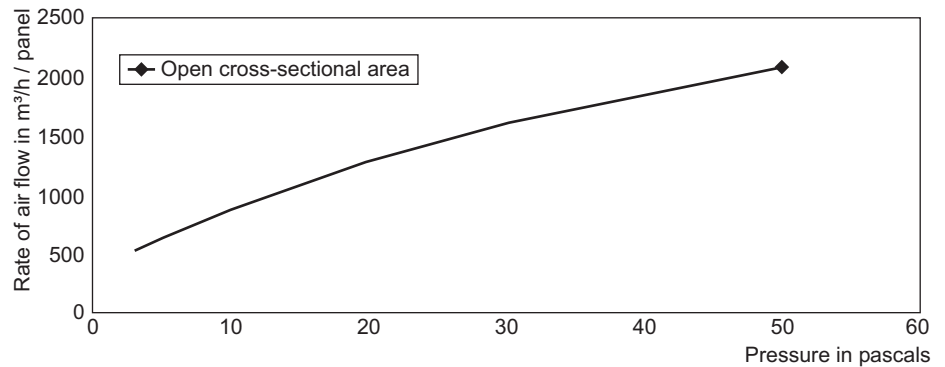
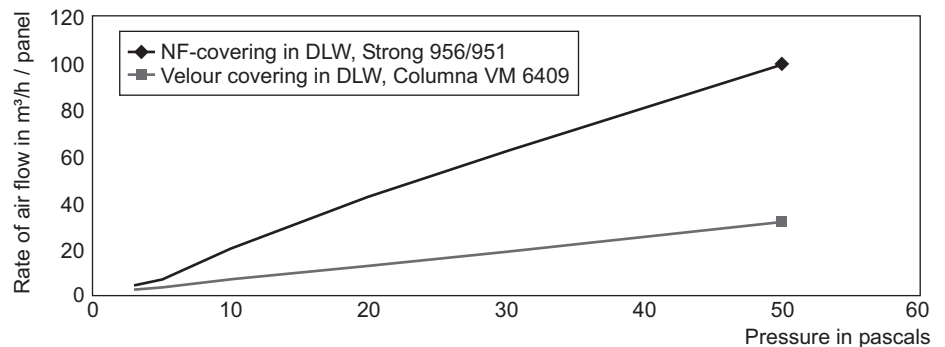
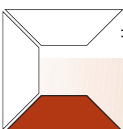


Fig. 16 The Ventec M 38 L 23 *with* floor covering



Subject to change without notice.

This document is the intellectual property of Amstorf-based Lindner Holding KGaA. It may neither be duplicated, exploited for profit, distributed for business purposes nor shown to any third parties without our approval.



# Raised Flooring Ventec: System Specifications

Fig. 17 The Ventec S 36 R 15 with 8-mm diameter of perforation




Fig. 18 The Ventec S 36 R 15 *without* floor covering

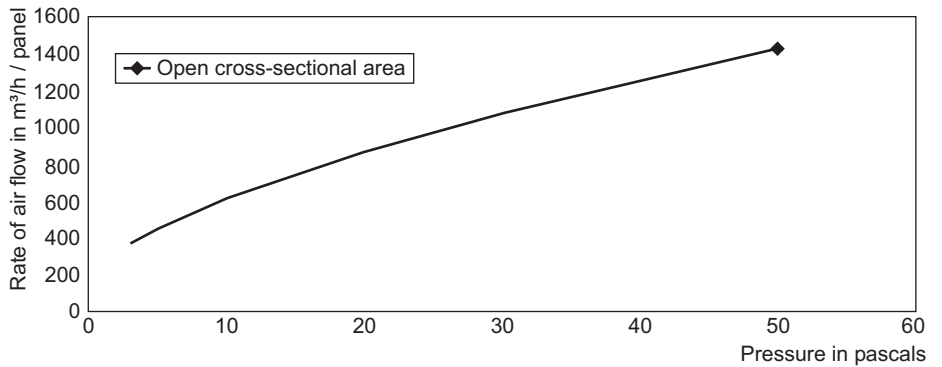


Fig. 20 The Ventec S 36 R 24 with 10-mm diameter of perforation




Fig. 21 The Ventec S 36 R 24 *without* floor covering

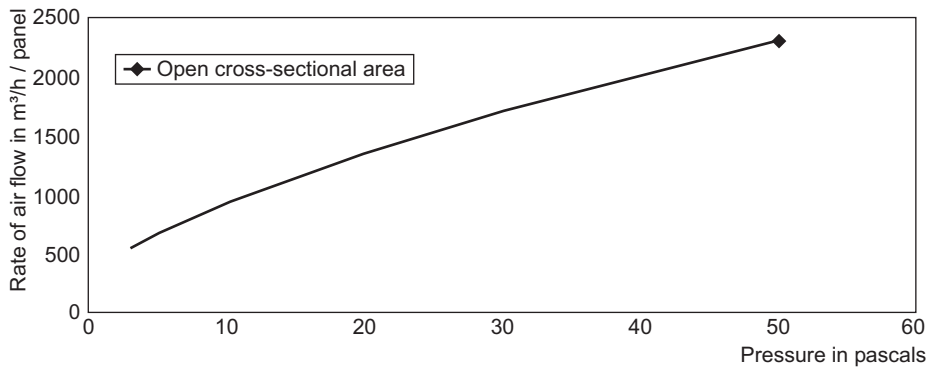


Fig. 23 The Ventec S 36 R 28 with 12-mm diameter of perforation


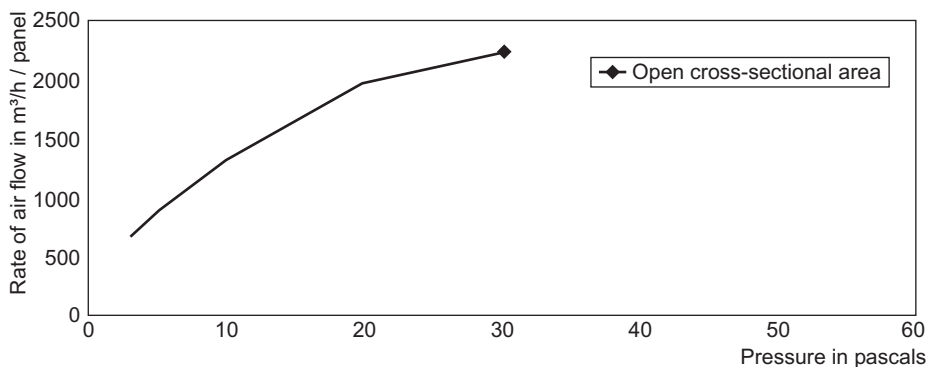


Fig. 24 The Ventec S 36 R 38 *without* floor covering



Subject to change without notice.

This document is the intellectual property of Amstorf-based Lindner Holding KGaA. It may neither be duplicated, exploited for profit, distributed for business purposes nor shown to any third parties without our approval.

# Raised Flooring Ventec: System Specifications

Fig. 19 The Ventec S 36 R 15 with floor covering

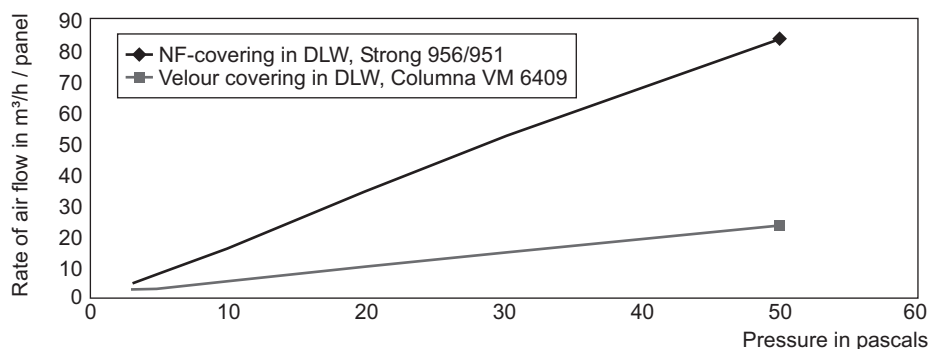


Fig. 22 The Ventec S 36 R 24 with floor covering

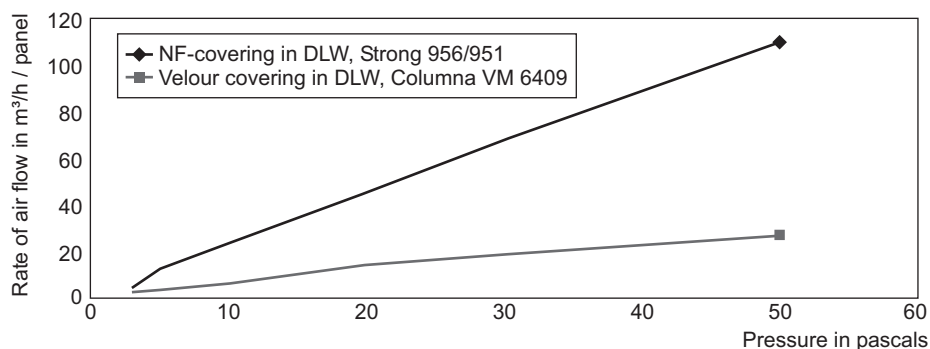


Fig. 25 The Ventec S 36 R 38 with floor covering

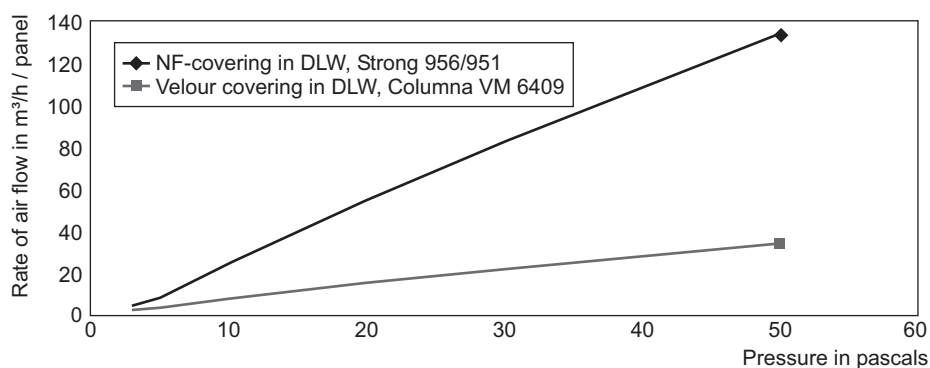
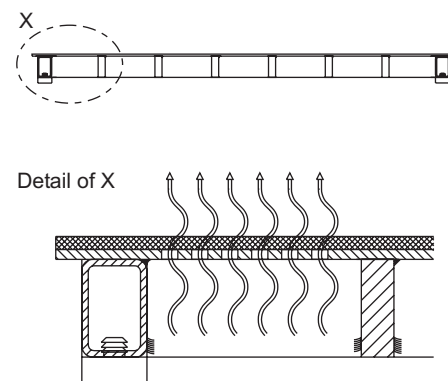


Fig. 26



When a room is ventilated through raised flooring, this is usually evident due to vent inserts, drilled holes and the like on the top of the raised flooring. This is where raised flooring with seepage ventilation differs from standard systems.

The design of the floor covering used for this enables air to flow through without perforation directly through the covering. Be sure the floor covering is especially suited.

**Note:**

To prevent a pattern of the perforation from forming in the floor covering due to soiling, the ventilation filters have to be replaced sufficiently often, the surface of the structural floor has to be appropriate and competent maintenance of the system is necessary.

